


The PSE makes no representation on the accuracy, validity, correctness and completeness of the information stated in the respective PORs of listed companies. The PSE shall use the information contained in the POR submitted by the company in computing a company's weight in the index and this may be updated or adjusted consistent with the policy of the Exchange in managing the PSEi and sector indices.



**Filipino Fund, Inc.**  
**FFI**

**PSE Disclosure Form POR-1 - Public Ownership Report**  
**Reference: Amended Rule on Minimum Public Ownership**

**Report Type**

- Monthly
- Quarterly
- Others

Report Date Dec 31, 2018

**Computation of Public Ownership**

Number of Issued and Outstanding Common Shares	105,272,397
Less: Number of Treasury Common Shares, if any	55,105,000
Number of Outstanding Common Shares	50,167,397

**Less :**

**A. Directors**

Name	Direct	Indirect	Total direct & indirect shares	% to Total Outstanding Shares
Frank S. Gaisano	0	10,518	10,518	0.02
Margaret G. Ang	0	10,518	10,518	0.02
Edward S. Go	0	10,518	10,518	0.02
Bernardo M. Villegas	315	10,203	10,518	0.02
John G. Tan	0	10,518	10,518	0.02
Aljim C. Jamandre	5,631	0	5,631	0.01
Vincent E. Tomaneng	5,000	0	5,000	0.01
	10,946	52,275	63,221	0.12

**B. Officers**

Name	Direct	Indirect	Total direct & indirect shares	% to Total Outstanding Shares
0	0	0	0	0
	0	0	0	0

**C. Principal/Substantial Stockholders**

Name	Direct	Indirect	Total direct & indirect shares	% to Total Outstanding Shares
Vicsal Development Corporation	2	35,623,404	35,623,406	71.01
	2	35,623,404	35,623,406	71.01

**D. Affiliates**

Name	Direct	Indirect	Total direct & indirect shares	% to Total Outstanding Shares
0	0	0	0	0
	0	0	0	0

**E. Government**

Name	Direct	Indirect	Total direct & indirect shares	% to Total Outstanding Shares
0	0	0	0	0
	0	0	0	0

**F. Banks**

Name	Direct	Indirect	Total direct & indirect shares	% to Total Outstanding Shares
0	0	0	0	0
	0	0	0	0

**G. Employees**

Name	Direct	Indirect	Total direct & indirect shares	% to Total Outstanding Shares
0	0	0	0	0
	0	0	0	0

**H. Lock-Up Shares**

Name	Direct	Indirect	Total direct & indirect shares	% to Total Outstanding Shares
0	0	0	0	0
	0	0	0	0

**I. Others**


Name	Direct	Indirect	Total direct & indirect shares	% to Total Outstanding Shares
0	0	0	0	0
	0	0	0	0

Number of Listed Common Shares	105,272,397
Total Number of Non-Public Shares	35,686,627
Total Number of Shares Owned by the Public	14,480,770
Public Ownership Percentage	28.86

Other Relevant Information
NONE

**Filed on behalf by:**

Name	Natividad Chua
Designation	Corporate Information Officer



**FILIPINO FUND, INC.**

January 11, 2019

**DISCLOSURE DEPARTMENT**  
**PHILIPPINE STOCK EXCHANGE**  
6<sup>th</sup> Floor, Philippine Stock Exchange Tower  
Bonifacio Global Center


Gentlemen:

Please find attached a copy of the computation of public ownership of Filipino Fund, Inc. (FFI) as of December 31, 2018.

Hope you find it in order. Thank you.

Very truly yours,

AB CAPITAL and INVESTMENT CORP.  
As Fund Manager of Filipino Fund, Inc.

By:  NATIVIDAD P. CHUA  
*Corporate Information Officer*

**FILIPINO FUND, INC. (FFI)**  
**Computation of Public Ownership as of 12/31/2018**

	Number of Shares			
	A	B	Total	
Number of Issued Shares	105,272,397	-	105,272,397	
Less: Number of Treasury Shares	55,105,000		55,105,000	
<b>Number of Issued and Outstanding Shares</b>	<b>50,167,397</b>	<b>-</b>	<b>50,167,397</b>	
Less:				
	% to total I/O Shares	A	B	Total
<b>Directors</b>				
Frank S. Gaisano				
Direct				
Indirect	0.0210%	10,518	-	10,518
Margaret G. Ang				
Direct				
Indirect	0.0210%	10,518	-	10,518
Edward S. Go				
Direct				
Indirect	0.0210%	10,518	-	10,518
Bernardo M. Villegas				
Direct	0.0006%	315		315
Indirect	0.0203%	10,203	-	10,203
John G. Tan				
Direct				
Indirect	0.0210%	10,518	-	10,518
Vincent E. Tomaneng				
Direct	0.0100%	5,000	-	5,000
Indirect	-	-	-	-
Aljim C. Jamandre				
Direct	0.0112%	5,631	-	5,631
Indirect	-	-	-	-
<b>Sub-total</b>	<b>0.1260%</b>	<b>63,221</b>	<b>-</b>	<b>63,221</b>
<b>Officers</b>				
Franchette M. Acosta				
Direct	0.0000%	-	-	-
Indirect	-	-	-	-
<b>Principal Stockholders</b>				
Vicsal Development Corporation				
Indirect	71.0091%	35,623,404	-	35,623,404
Direct	0.00000%	2	-	2
<b>Sub-total</b>	<b>71.0091%</b>	<b>35,623,406</b>	<b>-</b>	<b>35,623,406</b>
<b>Affiliates</b>	-	-	-	-
<b>Others</b>	-	-	-	-
<b>Total</b>		<b>35,686,627</b>	<b>-</b>	<b>35,686,627</b>
<b>Total Number of Shares Owned by the Public</b>		<b>14,480,770</b>	<b>-</b>	<b>14,480,770</b>

**PUBLIC OWNERSHIP PERCENTAGE**  
**Total Number of Shares Owned by the Public**

<u>14,480,770</u> shares	<u>28.86%</u>
50,167,397 shares	

Number of Issued and Outstanding Shares	=	50,167,397
Number of Outstanding Shares	=	50,167,397
Number of Treasury Shares	=	55,105,000
Number of Listed Shares	=	105,272,397
Number of Foreign-Owned Shares	=	309,966
Foreign Ownership Level (%)	=	0.62%
Foreign Ownership Limit (%)	=	40%